



Trade Ideas Educator Report

February 2018

The following is a summary of **Forex100 Academy Trade Ideas** (TIS) activities and results for **February 2018**.

You can see the currency pairs we highlighted that month, and the pips you might have earned if you are a TIS subscriber.

For more information on how to subscribe, contact us NOW at:

Info@forex100.org

+(65) 6655 2906

Disclaimer

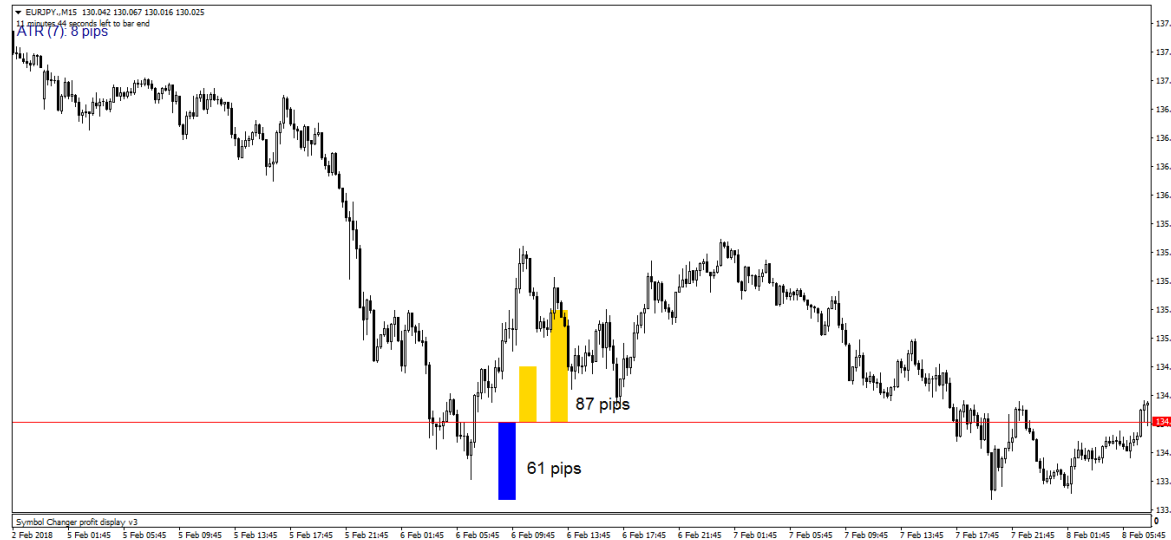
Trade Ideas is provided by Forex100 Academy Pte Ltd for general information purpose only, without taking into account any recipient in considering the merits of any particular transaction and does not purport to contain all of the information that an interested party may desire. It is not an offer to buy or sell, or a solicitation to invest in or refrain from investing in, any securities or other investment product. Trade Ideas has not been filed, lodged, registered, reviewed or approved by any regulator authority in any jurisdiction any recipients of the Trade Ideas should keep themselves informed of, and comply with and observe, all applicable legal and regulatory requirements. The distribution of the Trade Ideas in certain jurisdictions may be restricted by law and, accordingly, recipients of this Trade Ideas represent that they are able to receive this Trade Ideas without contravention of any unfulfilled registration requirements or other legal restriction in the jurisdiction in which they reside or conduct business. Nothing in this trade ideas constitutes investment, legal, tax, accounting or other advice. The recipient should consider its own financial situation, objective and needs, and conduct its own independent investigation and assessments of the contents of the Trade Ideas, including obtaining investment, legal, tax, accounting and other advice as it considers necessary or appropriate. Any costs incurred by recipients in making such investigations and assessment, etc., are not the responsibility of Forex100 Academy Pte Ltd or any of their respective adviser, directors employees or agents.



EURJPY (Long)

EURJPY (Long)	6/2/18	6/2/18
EP	134.41	134.41
ISL	133.80 (61pips)	133.80 (61pips)
TP1	134.84 (43pips)	134.84 (43pips)
TP2	135.28 (87pips)	135.28 (87pips) 6/2/18

PROFIT: 87 pips

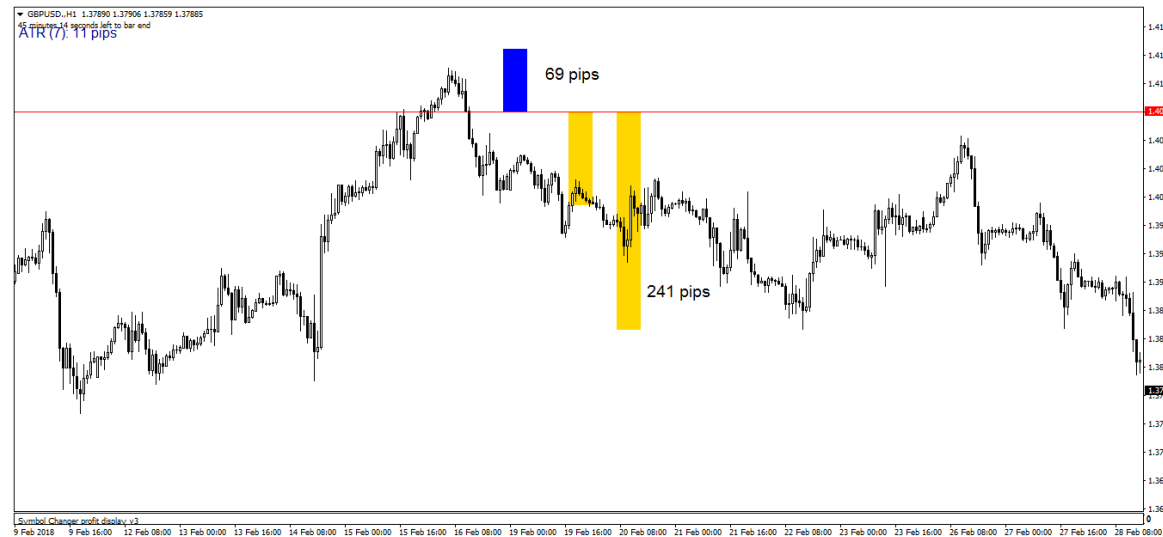




GBPUSD (Short)

GBPUSD (Short)	7/2/18	16/2/18
EP	1.4079- 1.4149	1.4096
ISL	1.4165 (86pips)	1.4165 (69pips)
TP1	1.3992 (87pips)	1.3992 (104pips)
TP2	1.3855 (224pips)	1.3855 (241pips) 22/2/18

**PROFIT: 241
pips**



Video:

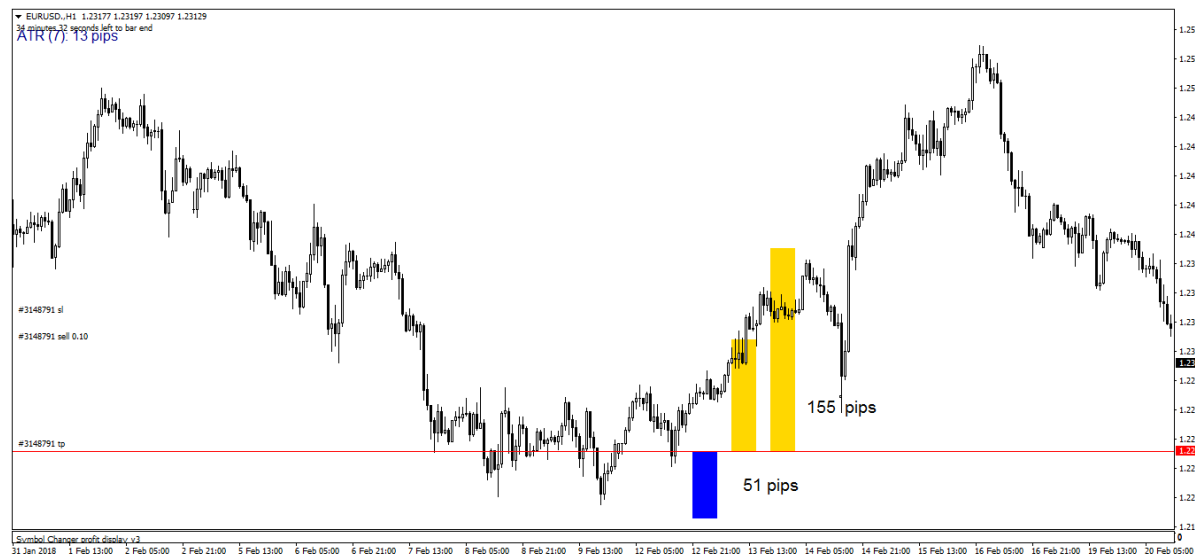
<https://www.youtube.com/watch?v=1N8bF-A1G4w>



EURUSD (Long)

EURUSD (Long)	9/2/18	12/2/18
EP	1.2245	1.2245
ISL	1.2194 (51pips)	1.2194 (51pips)
TP1	1.2330 (85pips)	1.2330 (85pips)
TP2	1.2400 (155pips)	1.2400 (155pips) 14/2/18

**PROFIT: 155
pips**





GBPUSD (Short)

GBPUSD (Short)	14/2/18	See 7/2/18 Trade Ideas
EP	1.4024 - 1.4036	
ISL	1.4084 (60pips)	
TP1	1.3915 (109pips)	
TP2	1.3784 (240pips)	
TP3	1.3605 (419pips)	

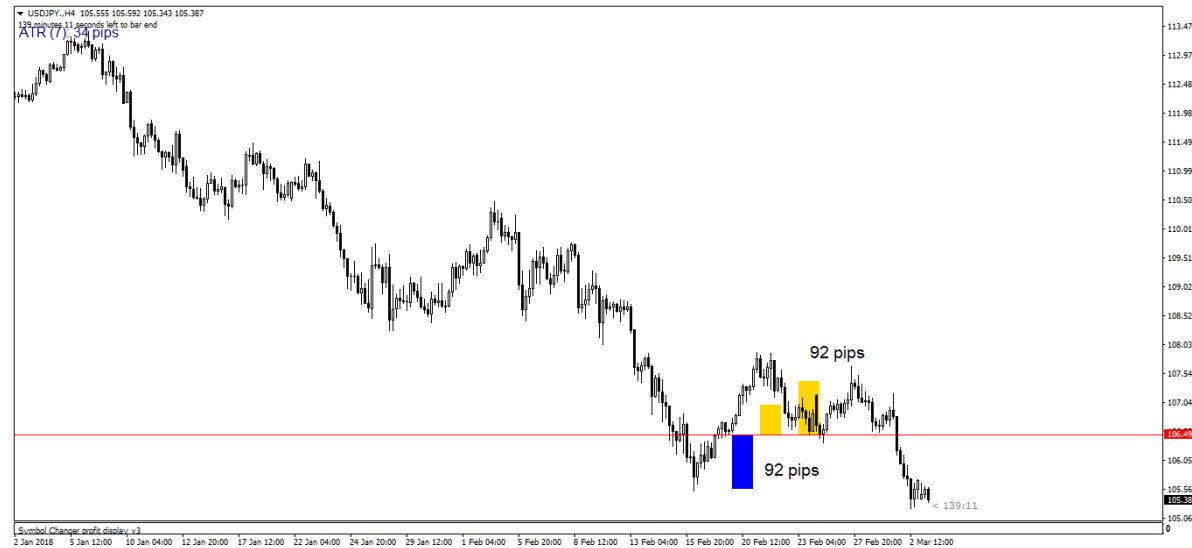




USDJPY (Long)

USDJPY (Long)	16/2/18	19/2/18
EP	106.06	106.48
ISL	105.56 (50pips)	105.56 (92pips)
TP1	107.00 (94pips)	107.00 (52pips)
TP2	107.40 (134pips)	107.40 (92pips) 20/2/18
TP3	108.30 (224pips)	

PROFIT: 92pips

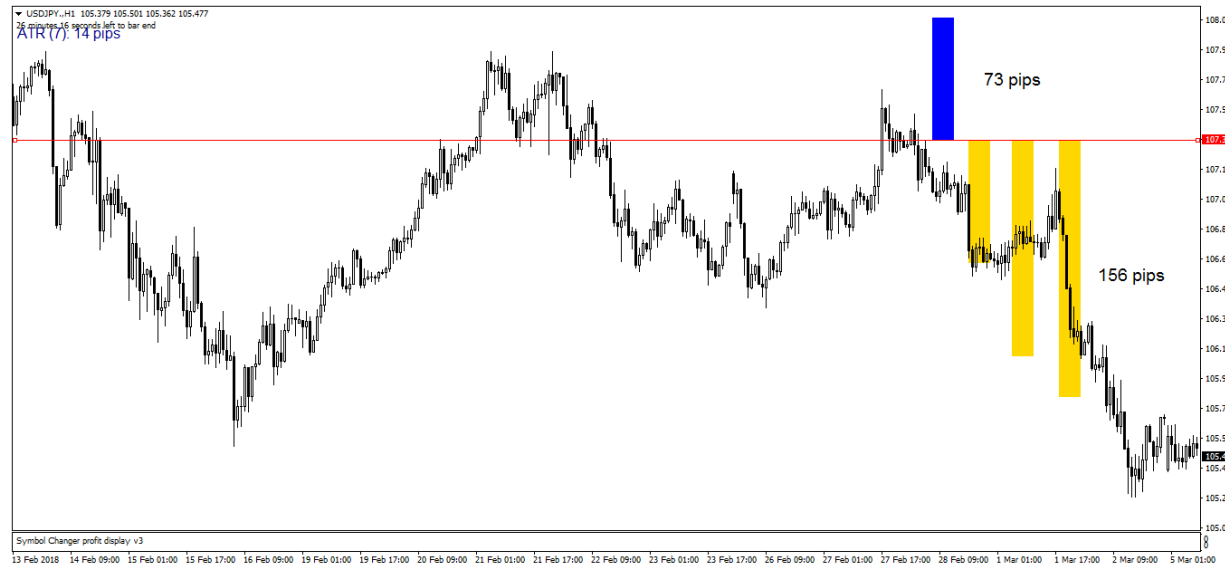




USDJPY (Short)

USDJPY (Short)	23/2/18	28/2/18
EP	107.36	107.36
ISL	108.09(73)	108.09(73)
TP1	106.63(73)	106.63(73)
TP2	106.07(129)	106.07(129)
TP3	105.83(156)	105.83(156) 2/3/18

**PROFIT: 156
pips**



Video:

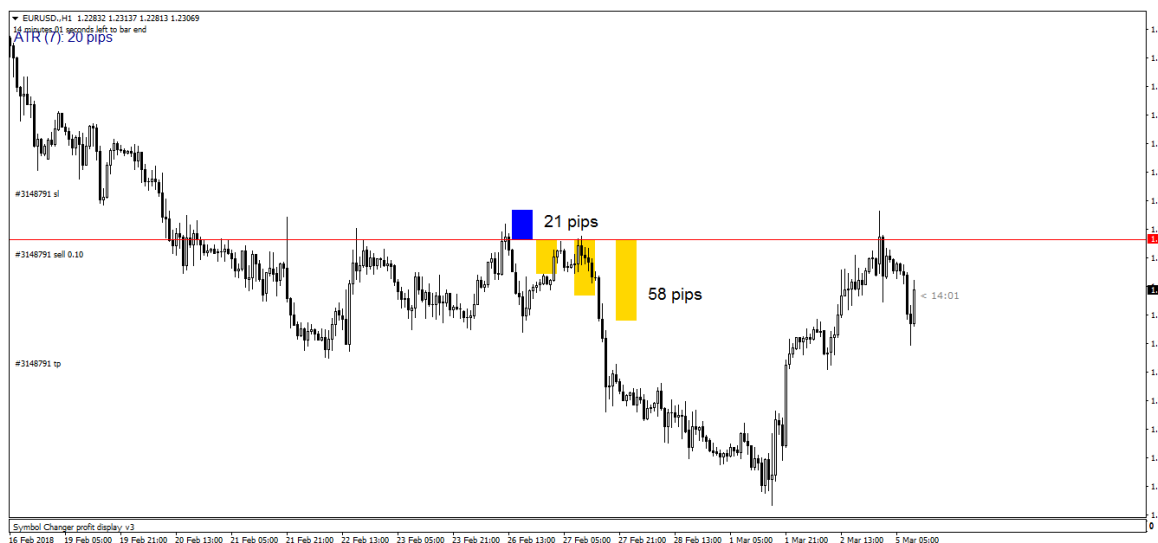
<https://www.youtube.com/watch?v=tUQsThpDQZM>



EURUSD (Long)

EURUSD (Long)	26/2/18	26/2/18
EP	:1.2343	:1.2343
ISL	1.2364 (21pips)	1.2364 (21pips)
TP1	1.2318 (25pips)	1.2318 (25pips)
TP2	1.2303 (40pips)	1.2303 (40pips)
TP3	1.2285 (58pips)	1.2285 (58pips) 27/2/18

PROFIT: 58 pips



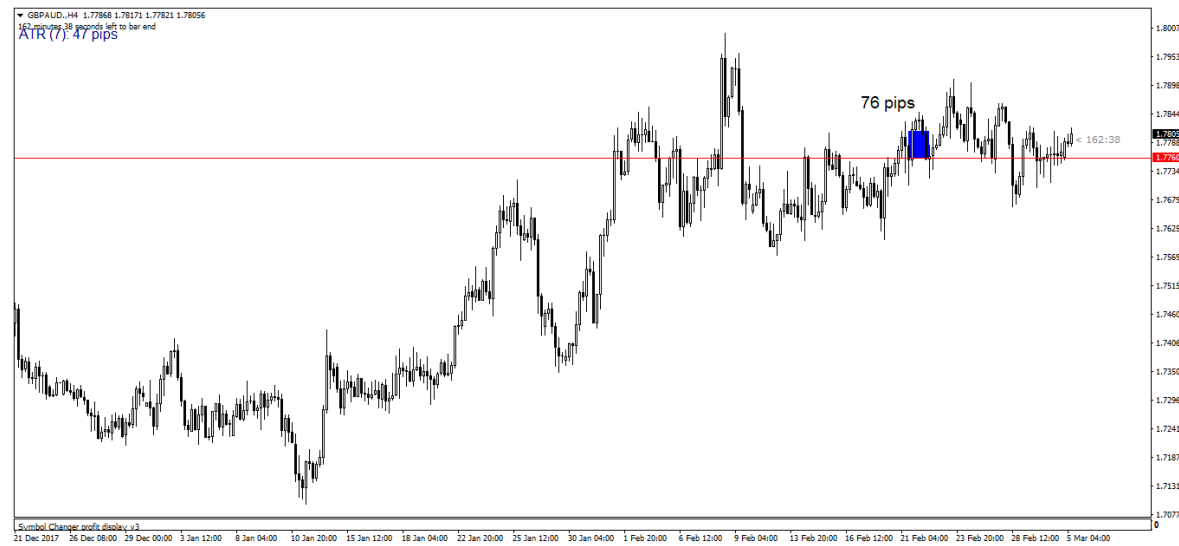
Invalid/Not Trigger Trades



GBPAUD (Short)

GBPAUD (Short)	15/2/18	21/2/18
EP	1.7735-1.7760	1.7735-1.7760
ISL	1.7811 (76pips)	1.7811 (76pips)
TP1	1.7628 (107pips)	
TP2	1.7400 (335pips)	

LOSS: - 76 pips

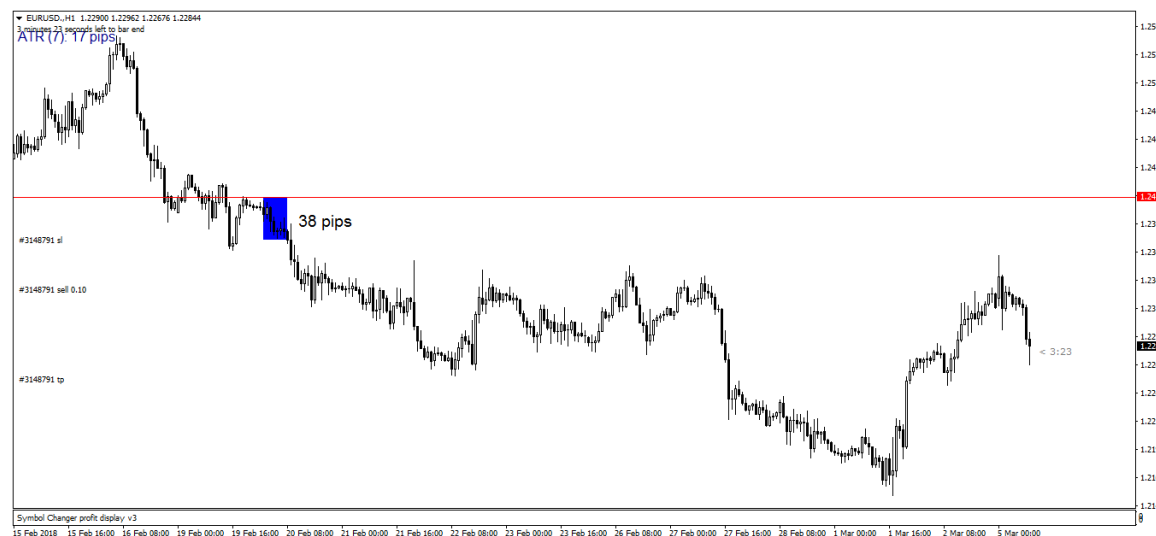




EURUSD (Long)

EURUSD (Long)	19/2/18	19/2/18
EP	1.2414	1.2414
ISL	1.2376 (38pips)	1.2376 (38pips)
TP1	1.2469 (55pips)	
TP2	1.2543 (129pips)	
TP3	1.2626 (212pips)	

**LOSS: -38
pips**

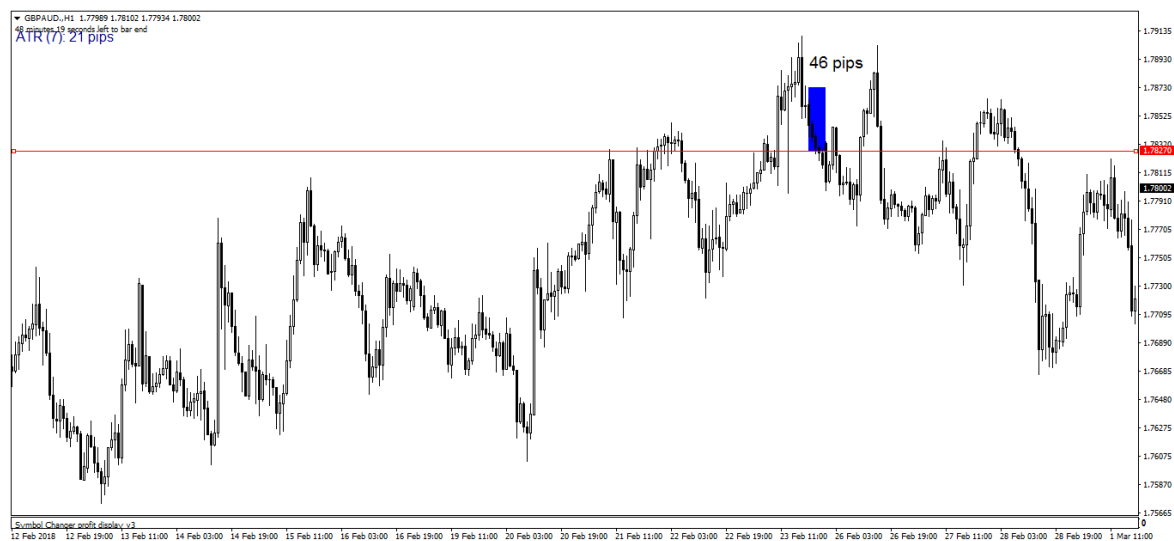




GBPAUD (Short)

GBPAUD (Short)	23/2/18	23/2/18
EP	1.7827	1.7827
ISL	1.7873 (46pips)	1.7873 (46pips)
TP1	1.7650 (177pips)	
TP2	1.7468 (359pips)	

LOSS: - 46 pips

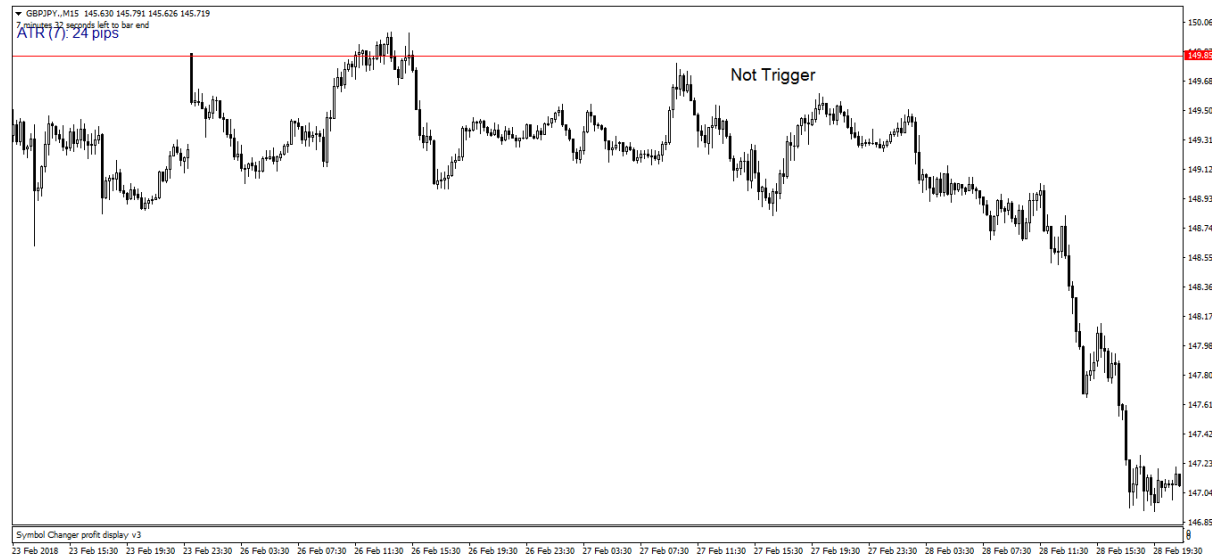




GBPJPY (Short)

GBPJPY (Long)	27/1/18	Not Trigger
EP	149.85	
ISL	150.15 (30)	
TP1	149.57 (28)	
TP2	149.37 (48)	

Not Trigger



SUMMARY

February 2018 Trade Ideas Educator

- Total profit: 789 pips
- Total Loss: - 160 pips
- Net Profit: **629 pips**
- *Based on 1pip equivalent to 10 USD, and 1 standard lot size,
- Total profits: 7,890 USD
- Total loss: - 1,600 USD
- Net Profit: **6,629 USD**
- *Do note that past results do not reflect on future gains



UPCOMING EVENTS & NEWS

Forex100 Academy is pleased to offer these exciting events to help folks interested in boosting their income. Don't miss out!

- **Trade Ideas Subscription**
- **Become A Profitable Trader In 23 Days**
 - Date: 22nd March 2018 (Thursday)
 - Time: 7pm – 10.30pm
 - Venue: The Riverside Piazza, Keng Cheow Street



FOREX₁₀₀
Academy

Thank you

Profit with us! **Subscribe** to Trade Ideas now!

Email: info@forex100.org

Subscription: <http://www.forex100academy.com/tradeideas>

Facebook: <http://www.facebook.com/forex100.org>

Instagram: https://www.instagram.com/forex100_academy/